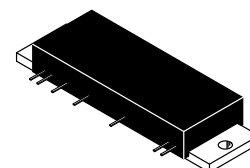


The RF Line Microwave Bipolar Power Amplifier

- Specified 26 Volt Characteristics:
 - RF Output Power: 15 Watts
 - RF Power Gain: 34 dB Typ
 - Efficiency: 24% Min
- 50 Ohm Input/Output Impedances

MHW1916

**15 W
1930–1990 MHz
RF POWER AMPLIFIER**



CASE 301AK-01, STYLE 1

MAXIMUM RATINGS (Flange Temperature = 25°C)

Rating	Symbol	Value	Unit
DC Supply Voltage	V_S	28	Vdc
DC Bias Voltage	V_B	5.5	Vdc
RF Input Power	P_{in}	17	dBm
RF Output Power	P_{out}	23	W
Operating Case Temperature Range	T_C	-30 to +95	°C
Storage Temperature Range	T_{stg}	-30 to +100	°C

ELECTRICAL CHARACTERISTICS ($V_S = 26$ Vdc; $V_{BIAS} = 5$ Vdc; $T_C = +25^\circ\text{C}$; 50 Ω system)

Characteristic	Symbol	Min	Typ	Max	Unit
Frequency Range	BW	1930	—	1990	MHz
Total Quiescent Current ($P_{in} = 0$ mW)	I_q	—	300	—	mA
Power Gain ($P_{out} = 15$ W) (1)	G_p	31	34	38	dB
Output Power at 1 dB Compression	P_{1dB}	15	—	—	Watts
Efficiency (1 dB Compression Power)	η	24	27	—	%
Input VSWR ($P_{out} = 15$ W)	VSWR _{IN}	—	—	2:1	
Ripple ($P_{out} = 15$ W)	R_p	—	1	2	dB
Gain Variation at any given Frequency over Output Power (1 mW $\leq P_{out} \leq 15$ W)	ΔG_p	—	1	2.4	dB
Load Mismatch Stress ($P_{out} = 15$ W; Load VSWR = 3:1; at All Phase Angles)	ψ	No Degradation in Output Power			
Stability ($P_{out} = 1$ mW – 15 W; Load VSWR = 2:1; at All Phase Angles except Harmonics)		All Spurious Outputs More than 60 dB Below Desired Signal			
Stability ($P_{out} = 1$ mW – 15 W; Load VSWR = 2:1; $f = 1930 - 1990$ MHz; at All Phase Angles)		All Spurious Outputs Typically Lower than -36 dBm			

(1) Adjust P_{in} for specified P_{out} .

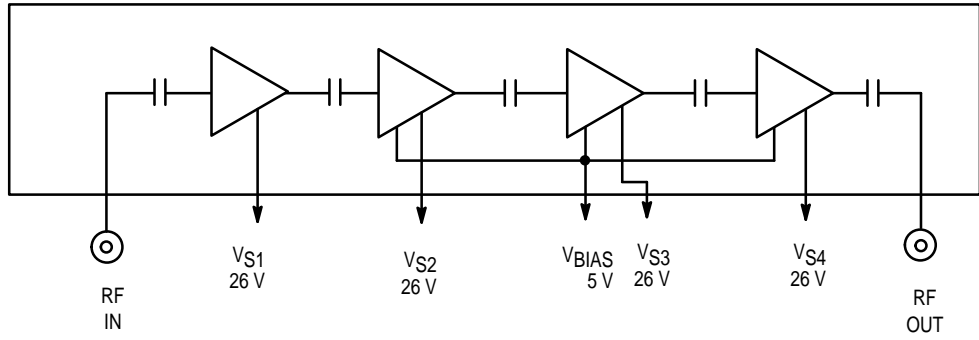
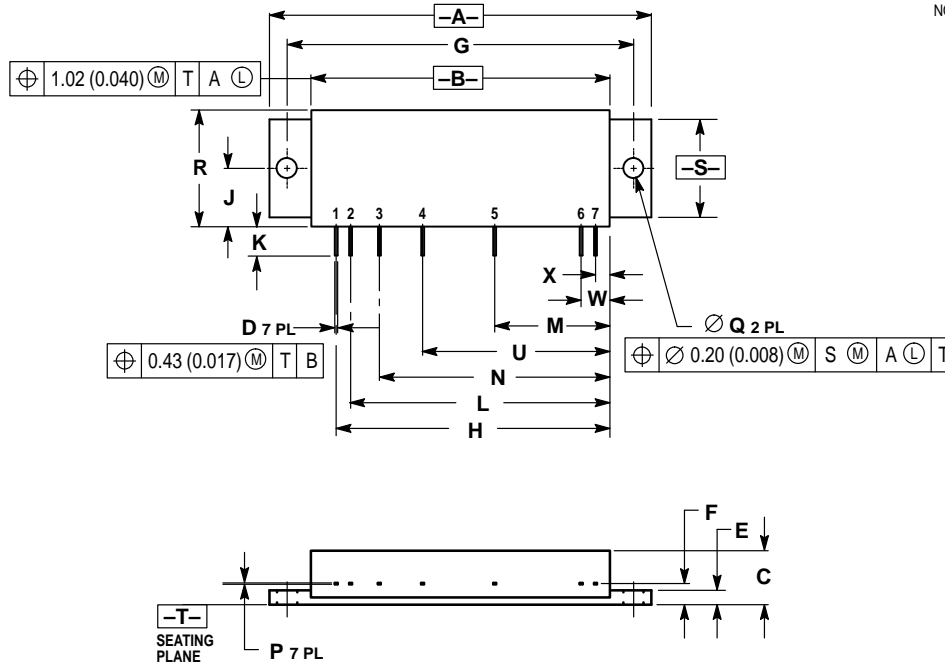


Figure 1. Internal Diagram

PACKAGE DIMENSIONS




- NOTES:
1. DIMENSIONING AND TOLERANCING PER ASME Y14.5M, 1994.
 2. CONTROLLING DIMENSION: INCH.
 3. DIMENSION F TO CENTER OF LEADS.
 4. REF INDICATES NON-CONTROLLED DIMENSION FOR REFERENCE USE ONLY.

DIM	INCHES		MILLIMETERS	
	MIN	MAX	MIN	MAX
A	2.638	2.662	67.01	67.61
B	2.075 REF		52.71 REF	
C	—	0.375	—	9.53
D	0.017	0.023	0.43	0.58
E	0.098	0.114	2.49	2.90
F	0.134	0.156	3.40	3.96
G	2.405 BSC REF		61.09 BSC REF	
H	1.900 BSC		48.26 BSC	
J	0.390	0.430	9.91	10.92
K	0.175	0.217	4.45	5.51
L	1.800 BSC		45.72 BSC	
M	0.800 BSC		20.32 BSC	
N	1.600 BSC		40.64 BSC	
P	0.010 REF		0.25 REF	
Q	0.133	0.147	3.38	3.73
R	0.800	0.820	20.32	20.83
S	0.668	0.692	16.97	17.58
U	1.300 BSC		33.02 BSC	
W	0.200 BSC		5.08 BSC	
X	0.100 BSC		2.54 BSC	

- STYLE 1:
- PIN 1. RF INPUT
 - DC TERMINAL, Vs1
 - DC TERMINAL, Vs2
 - DC TERMINAL, Vb
 - DC TERMINAL, Vs3
 - DC TERMINAL, Vs4
 - RF OUTPUT

**CASE 301AK-01
ISSUE B**

Motorola reserves the right to make changes without further notice to any products herein. Motorola makes no warranty, representation or guarantee regarding the suitability of its products for any particular purpose, nor does Motorola assume any liability arising out of the application or use of any product or circuit, and specifically disclaims any and all liability, including without limitation consequential or incidental damages. "Typical" parameters which may be provided in Motorola data sheets and/or specifications can and do vary in different applications and actual performance may vary over time. All operating parameters, including "Typicals" must be validated for each customer application by customer's technical experts. Motorola does not convey any license under its patent rights nor the rights of others. Motorola products are not designed, intended, or authorized for use as components in systems intended for surgical implant into the body, or other applications intended to support or sustain life, or for any other application in which the failure of the Motorola product could create a situation where personal injury or death may occur. Should Buyer purchase or use Motorola products for any such unintended or unauthorized application, Buyer shall indemnify and hold Motorola and its officers, employees, subsidiaries, affiliates, and distributors harmless against all claims, costs, damages, and expenses, and reasonable attorney fees arising out of, directly or indirectly, any claim of personal injury or death associated with such unintended or unauthorized use, even if such claim alleges that Motorola was negligent regarding the design or manufacture of the part. Motorola and  are registered trademarks of Motorola, Inc. Motorola, Inc. is an Equal Opportunity/Affirmative Action Employer.

Mfax is a trademark of Motorola, Inc.

How to reach us:

USA/EUROPE/Locations Not Listed: Motorola Literature Distribution;
P.O. Box 5405, Denver, Colorado 80217. 303-675-2140 or 1-800-441-2447

JAPAN: Nippon Motorola Ltd.; Tatsumi-SPD-JLDC, 6F Seibu-Butsuryu-Center,
3-14-2 Tatsumi Koto-Ku, Tokyo 135, Japan. 81-3-3521-8315

Mfax™: RMFAX0@email.sps.mot.com – TOUCHTONE 602-244-6609
INTERNET: <http://Design-NET.com>

ASIA/PACIFIC: Motorola Semiconductors H.K. Ltd.; 8B Tai Ping Industrial Park,
51 Ting Kok Road, Tai Po, N.T., Hong Kong. 852-26629298

